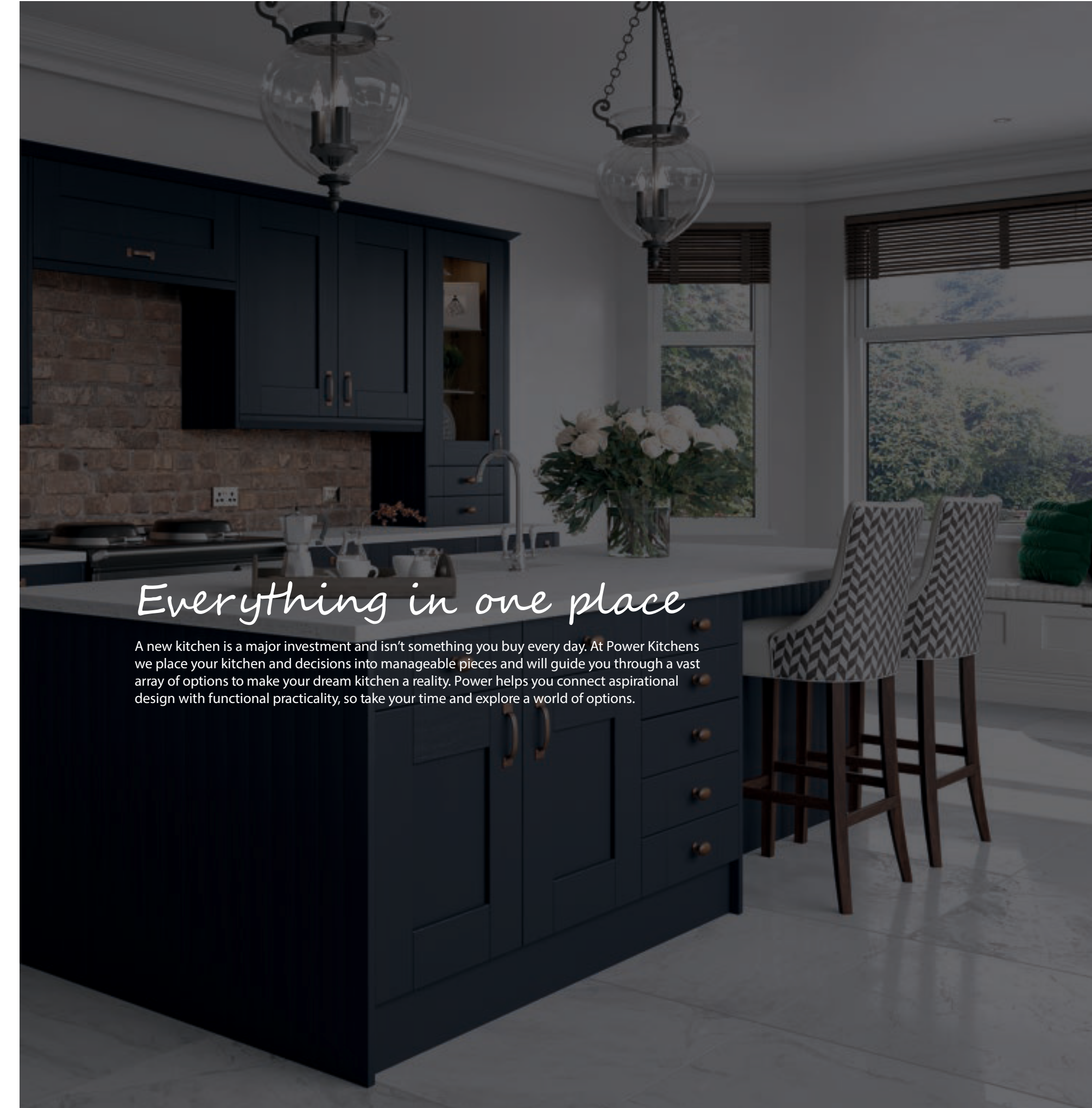




**POWER  
KITCHENS**

QUALITY CRAFTSMANSHIP



## Everything in one place

A new kitchen is a major investment and isn't something you buy every day. At Power Kitchens we place your kitchen and decisions into manageable pieces and will guide you through a vast array of options to make your dream kitchen a reality. Power helps you connect aspirational design with functional practicality, so take your time and explore a world of options.

---

### PLANNING YOUR KITCHEN

- 7. Consider Your Layout
- 9. Design Ideas
- 11. Cabinet Choices
- 13. Ranges at a Glance
- 17. Door Specifications
- 18. Colour Palette
- 19. Paint to Order Options

---

### CHOOSING YOUR KITCHEN

- 26. Contemporary Kitchens
  - 27. *The Lucente Range*
  - 49. *The Vero Vivo Range*
  - 71. *The Vero Vivo True Handleless Range*
  - 85. *The Vero Stratto True Handleless Range*
  - 89. *Lincoln*
  - 95. *The Linear Range*
  - 103. *The Linear True Handleless Range*
- 106. Classic Contemporary Kitchens
  - 107. *The Ascot Range*
  - 109. *The Newmarket Range*
  - 117. *The Oxford Range*
  - 125. *The Vero Stratto Range*
- 136. Classic Kitchens
  - 137. *The Cartmel Range*
  - 155. *The Cambridge Range*
  - 167. *The Windsor Range*
  - 169. *A World of Larders*

---

### SMART STORAGE

- 176. Smart Larder
- 177. Waste Storage
- 179. Wirework

---

### FINAL PIECES

- 187. Handles
- 201. Sinks
- 207. Taps
- 215. Lighting
- 217. Cutlery Trays



# POWER KITCHENS THE BRAND YOU CAN TRUST

From sourcing environmentally responsible timber products, to guarantees and product design here in the UK, you know that every detail of a Power kitchen has been carefully considered.



## WARRANTY

Power offers a 10 year guarantee against manufacturing defects so you can be assured of a quality product.



## BRITISH DESIGN

Power's product range and plethora of combination options are designed in the UK, ensuring our product meets the needs and requirements of our retailers and their consumers.



## OVER 30 YEARS EXPERIENCE

The business behind the Power brand has been established for over 30 years, meaning we're here today and tomorrow.



## ENVIROMENTALLY CONSCIOUS

Power product is also FSC certified confirming responsible product sourcing as well as outstanding quality. Don't compromise!





*Kitchens look similar but they're not all the same!*

# SEE HOW WE COMPARE TO OTHER MARKET OPTIONS:

	Power Kitchen Doors	Other Kitchen Doors
DOOR THICKNESS	18-22mm	16-22mm
MAIN MATERIALS USED	MDF or Real Timber	Chipboard / MDF / Real Timber
SOFT CLOSE OPTION	Included as standard	Upgrade option / included as standard
J PULL DRILLING OPTIONS	To suit your door	Double drilled leaving unsightly holes
DOOR FINISHES	Majority Painted	Foil/PVC wrapped, cut & edged or painted
COLOUR MATCHING REVERSE	Included as standard	Only in some ranges

*Avoid peeling & bubbling with painted finishes.*

	Power Kitchen Cabinets	Other Kitchen Cabinets
BASE UNIT BACK PANEL THICKNESS	Rigid 18mm	Flimsy 3mm-18mm
EDGING	2mm PVC	Nothing / Tape / 0.8mm
CABINET THICKNESS	18mm	15-18mm
CROSS RAIL OPTION	100mm cross rail included	50mm -100mm

*Find out more about what these details mean on page: 133*





## Planning Your **KITCHEN**

Let us show you typical kitchen shapes to guide you, then the rest is up to you. What are your must haves and why are you buying a new kitchen? Take inspiration from our suggestions and ensure you've got everything covered.

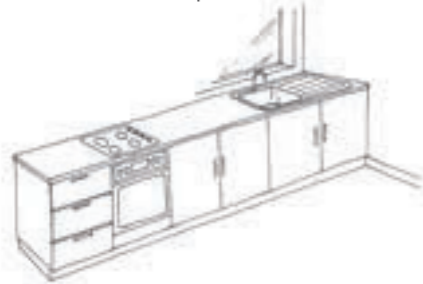


# CONSIDER YOUR LAYOUT

Your Power kitchen will be highly personal, as you piece together everything we have to create your own look. The first step though is confirming your layout and understanding which works best for your home. We've illustrated the most common styles for you found within the UK, but if you're lucky enough to have a completely blank canvas, then enjoy creating your own!

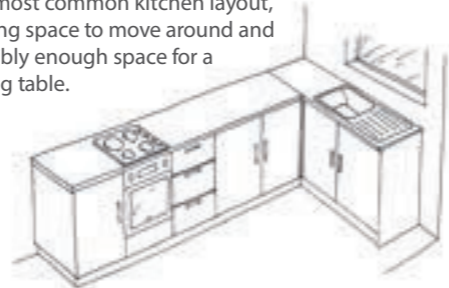
## Linear

Used for compact kitchens, combine with clever storage solutions to maximise the space.



## L-SHAPE

The most common kitchen layout, leaving space to move around and possibly enough space for a dining table.



## GALLEY

Works best for long narrow kitchens with everything within easy reach.



## U-SHAPE

Great for lots of storage space, use pull out corner units for easy access to all your pots and pans.



## G-SHAPE

Get additional storage and worktop space with a G-shaped kitchen, also ideal for creating a social centre point.



## ISLAND

This desirable layout works well with large open plan kitchens, creating a flexible and social working space.



## Room Considerations:

### ROOM DIMENSIONS

- Walls, inc. exterior ones
- Height of room
- Boiler & radiators
- Windows & doors, inc. frame and which way they open

### THE DETAILS

- Location of sockets
- Waste pipes
- Air Vents
- Gas pipes

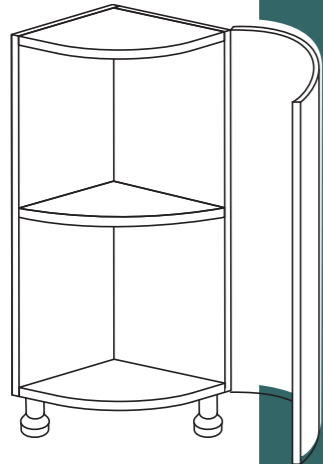
### APPLIANCES

- Integrated / free standing
- Any existing appliances



# DESIGN IDEAS

*The devil's in the detail!*



## Consider curves to create a bespoke look.

Curved kitchen design adds a different aesthetic to more traditional straight lines. Tall external curves create a feature area and can now be created in many ranges.

- Available as:
- Base units
  - Wall units
  - Tall units



## Take full advantage of full height larder doors.

Enhance a minimalist design with the inclusion of full height larders doors. Equally as impressive in either a straight run of larders or in framing ornate design.

- Available in:
- Lucente
  - Vero Vivo
  - Linear
  - Vero Stratto



*Shhh...*

All of our doors and drawers come with soft close as standard

## Understanding drawers.


Drawers are an increasingly important part of the kitchen offering style and easy access. Power provides a multitude of sizes and configurations, which are easily explained below:

### DRAWER CONFIGURATIONS

What drawer combination you choose might depend on how much space you've got available, what design you're after, or what you want to store in them. For example...

- Cutlery
- Utensils
- Cookware
- Plates and bowls
- Food
- Kitchen towels
- Cleaning products

### POPULAR DRAWER CONFIGURATIONS:



5 shallow drawers

4 shallow drawers

1 shallow + 2 deep drawers

2 deep drawers

1 internal & 2 deep drawers

### INTERNAL DRAWERS

Internal drawers are a great way of achieving a clean and Linear look while still providing practical storage and easy access to your cutlery and utensils. The top drawer simply hides inside the deep drawer front, creating an uninterrupted and streamlined kitchen design.



Choose strength  
and durability for  
peace of mind.

# CABINET CHOICES

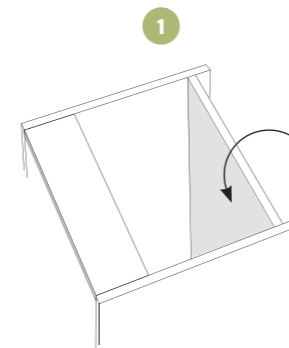
Cabinets are the foundation of a kitchen with multiple sizes and shapes now available to navigate around any room. We have 5 matt colours\* available meaning you can choose to co-ordinate or contrast with your door choice.



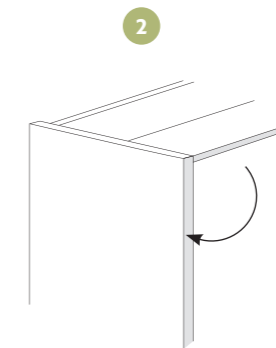
\*Oak not available for true handleless



## What makes our cabinets extra special?



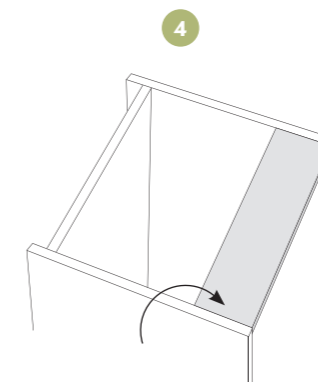
18mm back panel for added rigidity on base units, means you don't need to worry about your cookware damaging the backs!



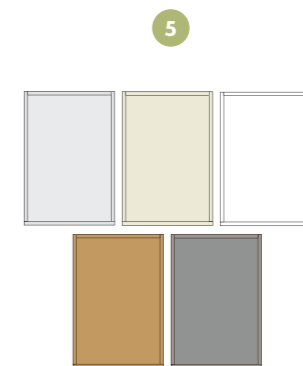
2mm PVC on leading edges prevents moisture from getting into the cabinet structure and causing damage.



Be assured of lasting quality with our 18mm thick cabinets as standard.



Unlike some other cabinets, our cabinets come with a 100mm cross rail to add further stability.




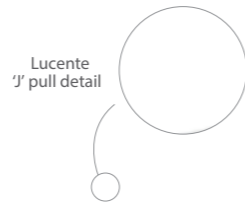
We have 5 colours to choose from, to complement our vast array of doors.




# RANGES AT A GLANCE

## Handleless & Slab

Lucente  
Handleless door with J' pull p.27



Vero Vivo  
Slab door p. 49




Linear  
Slab door p. 95




## Shaker 60mm Frame

Vero Stratto  
Narrow shaker with grooves p. 125



Newmarket  
Narrow timber shaker, no grooves p. 109




## Shaker 88mm Frame

Oxbridge  
One piece shaker door p. 117



## Shaker 93mm Frame

Cambridge  
Timber shaker timber with V grooves p. 155



## Shaker 120mm Frame

Cartmel  
Woodgrain effect shaker with V grooves p. 137



## Dedicated Paint to Order Ranges

Ascot  
One piece slim frame shaker door p. 107



Lincoln  
Slim frame shaker door, integrated handle p. 89



Windsor  
Shaker timber door with internal beading p. 167



# RANGES BY CATEGORY

## Contemporary Handleless Designs...



Lucente p.27  
Lucente's J Pull design is available in a painted smooth finish in both gloss & matt options.



Vero VIVO TRUE HANDLELESS p.71  
Vero Vivo handleless slab design is available in both gloss and matt finishes, with 3 rail colour options to choose from.



Vero Stratto TRUE HANDLELESS p.85  
Vero Stratto combines matt finish and narrow frame design in 4 colours with 3 rail colour options.



Lincoln p.89  
Lincoln combines a contemporary narrow frame width with a handleless design in genuine timber for a truly eclectic kitchen.



Linear TRUE HANDLELESS p.103  
Linear true handleless real feel textured slab design is available in 6 textured decors, with 3 rail colour options to choose from.

## Contemporary Slab Designs...



Vero VIVO p.49  
The Vero Vivo+ slab design is smooth painted and available in gloss and matt finishes.



Linear p.95  
The Linear slab design has a real-feel textured finish and is available in 6 options.

There's plenty to choose from!

## Classic Contemporary Shaker Designs...



Ascot p.107  
Ascot is our 1 piece slim frame shaker, painted in a matt finish.



Newmarket p.109  
Newmarket offers the natural beauty of real timber with a narrower frame width in 4 painted colours to add fresh perspective on a classic favourite.



Oxford p.117  
Oxford's eclectic door design bridges the gap between modern and classic. This one piece shaker door is available in a super smooth matt finish.



Vero Stratto p.125  
Vero Stratto has a smooth matt tactile finish and a narrow frame width to appeal to all ages.

## Classic Shaker Designs...



Cartmel p.137  
Looking for a real alternative to timber? Cartmel is a 5 piece shaker design with woodgrain effect in a matt finish.



Cambridge p.155  
Cambridge is one of our four real timber options, with a standard frame width and v grooves in a matt painted finish.



Windsor p.167  
Windsor is our classic 5 piece real timber shaker with internal beading detail, available as paint to order.



# DOOR SPECIFICATIONS

	STYLE	THICKNESS	SUBSTRATE	FINISH	PTO OPTION
Ascot PAINT TO ORDER	1 Piece Narrow Frame Shaker	18mm	MDF	Painted	✓
Cambridge	5 Piece Real Timber Shaker with V Groove Detail	20mm	Timber	Colours - Painted Oak - Laquered	✓
Cartmel	5 Piece Woodgrain Effect Shaker	22mm	MDF	Foil Wrapped with Grain Effect Detail	✓
Lincoln PAINT TO ORDER	Real Timber Handleless Narrow Frame Shaker	21mm	Timber	Painted	✓
Linear	Slab	18mm	MFC	Textured	✗
Lucente	J-pull Handleless	22mm	MDF	Painted	✓
Newmarket	Real Timber Narrow Frame Shaker, No Grooves	20mm	Timber	Painted	✓
Oxford	1 Piece Shaker	18mm	MDF	Painted	✗
Vero Stratto	5 Piece Narrow 60mm Frame Shaker	18mm	MDF	Matt Foil Wrapped	✗
Vero Vivo	Slab	18mm	MDF	Painted	✓
Windsor PAINT TO ORDER	Real Timber Shaker with Internal Beading Detail	20mm	Timber	Painted	✓

# COLOUR PALETTE

*You'll be spoilt for choice!*


	Ascot	Cambridge	Cartmel	Lincoln	Linear	Linear TH	LucenteGLOSS	LucenteMATT	Newmarket	Oxford	Vero VivoTH	Vero VivoTRUE	Vero VivoGLOSS	Vero VivoMATT	Vero Stratto	Vero Stratto	Windsor
White			✓				✓	✓		✓	✓	✓	✓	✓	✓	✓	
Ivory / Cream		✓	✓				✓		✓	✓	✓		✓				
Mussel		✓	✓														
Cashmere			✓				✓	✓			✓	✓	✓	✓			
Sage Green			✓														
Light Grey		✓	✓				✓	✓	✓	✓	✓	✓	✓	✓	✓	✓	
Dust Grey		✓	✓				✓	✓	✓	✓	✓	✓	✓	✓	✓	✓	
Anthracite			✓				✓	✓		✓	✓	✓	✓	✓			
Indigo		✓	✓					✓	✓	✓		✓		✓	✓	✓	
Fir Green		✓	✓					✓									
Oak		✓															
6 textured decors (Linear)					✓	✓											
Standard paint to order 35 colours	✓	✓	✓	✓				✓	✓			✓		✓			✓
Bespoke Colours	✓	✓	✓	✓				✓	✓			✓		✓			✓

TH = TRUE HANDLELESS



# OUR PAINT TO ORDER COLOUR PALETTE

If you need even more colour to choose from, our paint to order palette has 35 of the most popular options in the market today.



## Warm Tones

The warm palette contrasts beautifully with more neutral colour décor and makes your furniture the highlight of the room.



## Available in

Ascot	Lucent MATT
Cambridge	Newmarket
Cartmel	Vero Vivo MATT
Lincoln	Windsor
Vero Vivo TRUE HANDLELESS MATT	



## Cool Tones

Our cool palette offers a wide spectrum of colours with both neutral and vibrant options to suit your taste..



## Available in

Ascot	Lucent MATT
Cambridge	Newmarket
Cartmel	Vero Vivo MATT
Lincoln	Windsor
Vero Vivo TRUE HANDLELESS MATT	







# OUR BESPOKE COLOUR SERVICE...

If our stocked colours or paint to order palette aren't quite your colour, take advantage of our bespoke service with over 2,700 colours.





## Choosing Your **KITCHEN**

We've placed our vast range of kitchens into 3 categories for you to select from. If you're undecided on which category you fall into, just browse them all!

**p.26**  
Contemporary

**p.106**  
Classic  
Contemporary

**p.136**  
Classic





# CONTEMPORARY KITCHENS

For the latest contemporary kitchens look no further. From the ever popular J pull and slab designs through to true handleless, we've got it covered.

- p. 27 Lucente
- p. 49 Vero Vivo
- p. 71 Vero VivēTrue Handleless
- p. 85 Vero Stratto True Handleless
- p. 89 Lincoln
- p. 95 Linear
- p. 103 Linear True Handleless

# THE Lucente RANGE

*Minimalist  
styling  
at it's best*

*Shhh...*

All of our doors and drawers come  
with soft close as standard

The Lucente style door is hugely popular in the UK but our range for me stands out with all the accessory options. From designer corner posts to 1245mm curves, your Lucente kitchen can stand out from the crowd.



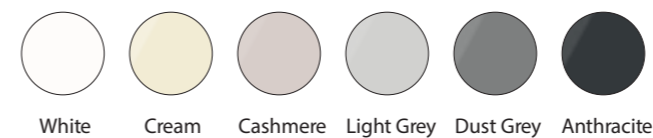
## Gloss Handleless

If you want a minimalist, contemporary kitchen with multiple colour choices, then you've found it. The Lucente range offers a true 'J' pull handleless door design that results in beautiful clean lines throughout the kitchen. The painted gloss finish, available in 6 colour options provides a consistent sheen and allows door colours to be mixed. Handleless design has been the biggest growing kitchen trend in recent years and we've got it covered!

- ✓ *Painted gloss finish*
- ✓ *22mm door thickness*
- ✓ *Easy grip J pull design*



### AVAILABLE COLOURS:





## Lucente Gloss Anthracite

For a strong, bold and striking kitchen, Lucente Gloss Anthracite is an obvious candidate. Minimalist lines across larder banks creates a particularly streamlined look.



*Make a design statement with this bold colour choice*

Handleless high gloss



## Single Dynamic Pull Out Baskets

You can have our single pull out baskets in any cabinet in your kitchen. They are suitable for larders and base units alike.

Available in sizes:  
300, 400, 500, 600, 800, 1000mm

Chrome



## Lucente Gloss Light Grey

The cutting edge Lucente door in the highly fashionable tone of light grey makes a kitchen to be proud of.

## Lucente Gloss Cream

For a minimalist feel with longevity, look no further than Lucente gloss cream. Soften your lines with curved units and use your walls to introduce a feature colour.



**MATRIX BOWL & HALF UNDERMOUNT SINK**  
The Matrix sink uses the very latest technology to create very precise shapes with almost square radiuses.



*A timeless colour choice for added longevity*

Handleless high gloss



# Lucente Gloss Cashmere

Use curves for a natural sweeping flow to the kitchen. Cashmere is a warmer alternative to white and cream and grows in popularity on an annual basis.



Handleless high gloss

## Corner pull out solutions...



Combi pull out shelves

● Anthracite    ● Chrome



Corner pull out

● Anthracite    ● Chrome



3/4 Carousel

● Chrome



1/2 Carousel

● Chrome



## Lucente Gloss White & Dust Grey

Both white and dust grey are highly flexible tones, mixing seamlessly together or equally as adept when used individually. Lucente's designer accessories create flowing lines in a minimalist fashion.



*Our LED strip lighting helps to make a feature of open shelving.*



Handleless high gloss





## Matt Handleless

The handleless matt design will add depth and decadence to any kitchen design. Bring the wow factor to your kitchen with these elegant finishes. Enhanced by its sleek handleless appearance, matt is perfect for any new kitchen design. Choosing this option offers you a high class, superior and sophisticated look that will take you and your guests breath away.

- ✓ *Painted matt finish*
- ✓ *22mm door thickness*
- ✓ *Easy grip J pull design*



### AVAILABLE COLOURS:



White

Cashmere

Light Grey

Dust Grey

Anthracite

Indigo

Fir Green



## Lucente Matt White

The simplicity of a matt white finish makes it an ideal choice for Lucente's minimalist design. Maximise your space and practicality with smaller pull out units around your cooking zone.

*Shhh...*


All of our doors and drawers come with soft close as standard

Handleless Matt





*Make a design statement with this bold colour choice*



Handleless Matt

### Lucente Matt Anthracite

The darker tone of anthracite adds definition to the kitchen, with a range of curve sizes adding to the contemporary design.

### Lucente Matt Cashmere

The growing popularity of cashmere makes a stunning impact in a matt handleless kitchen. Bi-fold wall units add to the contemporary feeling, providing design lead functionality.



## Lucente Matt Indigo

Blues are in and indigo takes first place. If you are looking for a super modern option that is the height of fashion, then indigo could be the choice for you. Combine indigo with white worktops and a Matrix undermount sink, to complete the contemporary look.



Handleless Matt





## Lucente Matt Fir Green

Fir green's rich tone creates a kitchen with impact that's equally as comfortable with light and dark room colours. Use glazed walls with integrated lighting for additional ambience.

# Lucente Matt Dust Grey

Combine the tactile trend of a matt finish with the emerging tone of dust grey, to create a kitchen very much of the moment. The simplicity of symmetrically designed larders gives an extra added wow factor to this already stunning kitchen.



Lucente  
Matt Dust Grey  
Corner Larder

Handleless Matt



# Lucente Matt Light Grey

Light grey is a cool contemporary colour favourite, darker worktops contrast here beautifully for a kitchen with serious impact. Flexible strip lights (pictured left) under cabinets provide ambience and illuminate your worktop for tasks when required.



# THE Vero Vivo RANGE



*Gloss and matt finishes for even more choice*

*Shhh...*

All of our doors and drawers come with soft close as standard

Vero Vivo MATT INDIGO & ANTIQUE COPPER D-LITE HANDLE PICTURED



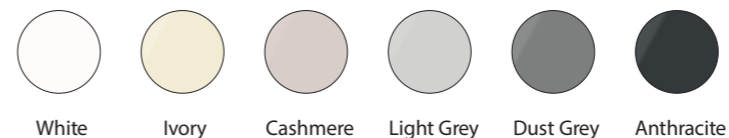
## Gloss Slab Design

What if you could combine a door that was modern, timeless and easy to maintain at the same time? Look no further than the Vero Vivo+ range, one of the most popular in the Power collection. Choose from a palette of 6 in a painted gloss finish that ensures longevity plays a major part in your new kitchen. Enjoy straight lines, curves or a mixture of both as we've designed across the respective colours shown here.

- ✓ *Painted gloss finish*
- ✓ *18mm door thickness*
- ✓ *High quality materials*



### AVAILABLE COLOURS:



White

Ivory

Cashmere

Light Grey

Dust Grey

Anthracite

## Vero Vivogloss White

Clean, crisp and classic, Vero Vivogloss white lightens and brightens a kitchen and is almost guaranteed to never date. Bespoke open shelving provides quick access to kitchen essentials and is highly fashionable.

*Shhh...*  
All of our doors and drawers come with soft close as standard



*Our popular Wave handle is available in 5 finishes!*

WAVE CHROME HANDLE PICTURED



Slab High Gloss





*Be unique with curves!*



LAPAC HANDLE PICTURED

## Vero Vivogloss Ivory

Gloss ivory is a classic colour choice that stands the test of kitchen fashion. It's also ideal for open plan living as you move from the traditional kitchen area to dining and entertainment.

## Vero Vivogloss Anthracite

Vero Vivogloss anthracite provides a darker, more dramatic look that contrasts perfectly with lighter toned rooms. Bi-fold units improve accessibility and functionality.



ROUND END BAR HANDLE PICTURED

Slab High Gloss





## Vero VivøGloss Cashmere

Increase the feeling of space by designing larger units in a symmetrical fashion with a solid door such as Vero VivøCashmere adds warmth and definition.

HALF MOON BAR HANDLE PICTURED

Slab High Gloss





## Vero+VivoGloss Dust Grey

Dust grey is the latest shade from the hugely popular grey palette to appear in mainstream kitchens. Our dust grey cabinet option allows you to colour co-ordinate to your door, with open shelving for a seamless aesthetic.

## Vero VivoGloss Light Grey

Light grey is without a doubt the colour of the moment and creates a designer aesthetic in the kitchen. Choose contrasting or complementary worktop and wall colours for a unique result.



**QUARRY BOWL & HALF UNDERMOUNT SINK**  
The Quarry sink's seamless, modern design integrates beautifully into a Vero Vivo+ gloss light grey kitchen.



Vero VivoE GLOSS LIGHT GREY & SLIM T BAR HANDLE PICTURED

Slab High Gloss



## Matt Slab Design

Matt finishes are the flavour of the moment within kitchens and interiors, making the Vero Vivo Matt collection a natural option for the fashion conscious. The soft matt tone creates a highly tactile door that'll keep you in your kitchen for hours! The colour palette allows the flexibility to mix and match with other elements in the kitchen in woodgrain or metallic finishes, to add design interest or define different zones.

- ✓ *Painted matt finish*
- ✓ *18mm door thickness*
- ✓ *High quality materials*



### AVAILABLE COLOURS:





## Vero VivdMatt Indigo

Indigo is ever growing in popularity and pairs beautifully with copper handles. Kitchen furniture is also increasingly being used to create work and social spaces.



*Integrate a home work station into your kitchen design!*

Slab Smooth Matt

D-LITE ANTIQUE COPPER HANDLE PICTURED

Our Diagonal Larder option provides storage en-masse!



## Vero VivdMatt Light Grey

The subtle tones of light grey in a matt finish flow effortlessly around the kitchen. Offsetting different worktops helps to create distinct zones within the kitchen.

*Shhh...*  
All of our doors and drawers come with soft close as standard



*Accentuate the soft tones of Light Grey in a matt finish*

Vero Vivo MATT LIGHT GREY & SLIM T BAR HANDLE PICTURED



Slab Smooth Matt





## Vero VivdMatt Dust Grey

Matt dust grey oozes contemporary class with the colour of the moment and the smooth tactile nature of the door. Larger cabinet sizes help to create the feeling of increased space.



**BECK CHROME TAP**  
The Beck tap combines flowing curves with twin levers for ease of use. A great complement to the Vero Vivdoor.



SLIM BAR HANDLE PICTURED

Slab Smooth Matt

## Vero Vivo Matt Cashmere

The growing popularity of cashmere is also now available in a matt finish, while the tone suits both lighter and darker surrounds. Straight banks of larder and drawer units mirror Germanic styling.



WAVE CHROME HANDLE PICTURED



Shhh...

All of our doors and drawers come with soft close as standard

## Vero VivdMatt White

White is reinvigorated by a matt finish while the fascia colour can be complemented or contrasted with lighter and darker tones on the floor, wall or with your worktop selection. Use different worktop colours to distinguish different zones in the kitchen.

WAVE CHROME HANDLE PICTURED

Slab Smooth Matt



# Vero+VivdMatt Anthracite

Anthracite offers a more striking colour tone in the kitchen which is slightly softened by the smooth matt finish. Large drawers improve access and create the illusion of increased space.



PRECISION HANDLE PICTURED

Slab Smooth Matt

# THE Vero Vivo TRUE HANDLELESS RANGE

- ✓ Painted gloss finish
- ✓ 18mm door thickness
- ✓ High quality materials

*Shhh...*

All of our doors and drawers come with soft close as standard



Vero Vivo Gloss True Handleless Light Grey

## Gloss Handleless Slab Design

True handleless kitchens are a growing trend, reflected in the increased choice across the Power brand. Pair one of 6 gloss doors with 3 of our rail colours and create a minimalist look to be proud of.

### AVAILABLE RAIL COLOURS:



### AVAILABLE DOOR COLOURS:





# Vero Viv&Gloss True Handleless White & Cashmere

Why not create a two tone true handleless kitchen as shown here. The rose gold rail complements both the white and cashmere door beautifully.



True Handleless Gloss



## Vero Vivogloss True Handleless Ivory

Ivory is a well established colour within the kitchen palette and is an ageless choice for your new kitchen. The classic silver rail is the best foil to the ivory door.

## Vero Vivogloss True Handleless Dust Grey

The mid tone of dust grey is perfect for those wanting a fascia with definition without domination. An undermount sink within a true handleless kitchen enhances the minimalist aesthetic.



**MATRIX SINGLE BOWL UNDERMOUNT SINK**  
The Matrix sink uses the very latest technology to create very precise shapes with almost square radiuses.



True Handleless Gloss



## Vero VivdMatt True Handleless Dust Grey

Dust grey in a tactile smooth matt finish is complemented beautifully by our new darker graphite rail. Create a kitchen that oozes class with this perfect pair.



- ✓ Painted matt finish
- ✓ 18mm door thickness
- ✓ High quality materials




Vero VivdMatt True Handleless White

## Matt Handleless Slab Design

Make the most of two kitchen fashions with a matt finish on a true handleless kitchen. Choose from a palette of 6 colours with indigo the latest addition.

### AVAILABLE RAIL COLOURS:



### AVAILABLE DOOR COLOURS:



# Vero VivdMatt True Handleless Light Grey & Anthracite

Combine 2 shades of grey to truly stunning effect with light grey and anthracite. Two tone can be used to create specific zones or focal points and to create a look that's personal to you.



True Handleless Matt





## Vero VivdMatt True Handleless Cashmere

Cashmere adds a touch of warmth to the kitchen, yet offers flexibility with floor and wall colours. Island units maximise the effect of the handleless aesthetic, turning it into a true focal point.

## Vero VivdMatt True Handleless Indigo

The darker character of indigo is well suited to large spacious kitchens and more neutral wall and floor finishings. Both silver and rose gold make striking rail partners.



True Handleless Matt

Choose Power Kitchen's for

# QUALITY

*with painted finishes*

## Lucente...

Our Lucente door is made from 22mm MDF, vacuum sealed on exposed edges, primed and then finished with 2 coats of polyurethane paint. We've even got a colour co-ordinated reverse, but while kitchen doors might look the same, the reality is quite different.

### COMMON PROBLEMS WITH TYPICAL J PULL DOORS:



## Vero Vivo...

Vero Vivo is manufactured from 18mm MDF and finished in the same process as Lucente. Ensure you know exactly what you're buying and how long you want it to last for.

### COMMON PROBLEMS WITH TYPICAL SLAB DOORS:




Vinyl doors are glued and have the propensity to peel when exposed to the regular steam of a kettle or heat of an oven.



Chipboard can be used as a door substrate but can blow and raise when exposed to water. Not a good combination for a kitchen.



Vinyl doors start to bubble before peeling creating an unsightly look that can't be repaired.



Look out for peeling edges that can flap and irritate you. It's common in kitchens and home and office furniture.

### HOW POWER'S SLAB & J PULL DOORS ARE DIFFERENT:



- Painted finishes ✓
- Edges are sealed and painted ✓
- 18-22mm door thickness ✓
- High quality materials ✓

Update

Privacy setting






# THE Vero Stratto TRUE HANDLELESS RANGE

We've taken the trend for true handleless a step further with the introduction of a shaker option. The narrow frame design and smooth matt finish create a new contemporary look that'll be the envy of your friends!

- ✓ *Matt finish*
- ✓ *18mm door thickness*
- ✓ *High quality materials*



#### AVAILABLE RAIL COLOURS:



#### AVAILABLE DOOR COLOURS:



White



Light Grey



Dust Grey



Indigo



## Vero Strathmore Handleless Light Grey & Indigo

Use 2 colours to create unique zones within your kitchen and an island unit is the perfect place to start. Trending colours of light grey and indigo mix beautifully together.



True Handleless Super Matt



## Vero Strathmore Handleless White

White never goes out of fashion but is given another dimension with the introduction of our new rose gold rail colour.



# THE LINCOLN RANGE

## Narrow Frame Handleless Shaker

Lincoln is the ultimate eclectic kitchen. Manufactured from traditional timber, contemporary narrow frame width, choice of accessory style and a painted finish! If unique is your thing then Lincoln is the range for you.



## Light Grey & Indigo Paint to Order

Combine two trending colours to stunning effect in this two tone Lincoln kitchen. Curved islands create a focal point in the room, while the use of tall wall cabinets adds even more storage potential.

Timber Handleless Shaker





## White Grey Paint to Order

The modern aesthetic of Lincoln marries beautifully with the timeless shade of white grey. Offset white grey with soft pastel shades and wood textures for a homely feel.

*Use curves to  
soften corners  
in your kitchen  
design!*





# PAINT TO ORDER OPTIONS




## PTO & BESPOKE COLOURS

Select from a palette of 35 standard PTO colours or choose from over 2,700 bespoke colours.

- Ascot
- Cambridge
- Cartmel
- Grantham
- LucerneMATT
- Newmarket
- Vero Vivo TRUE HANDLELESS MATT
- Vero VivoMATT
- Windsor

## AVAILABLE IN 9 DOOR RANGES

## 6 Tone Groups



## 35 Standard Colours

BLUSH	BLUE	GREEN	GREY	EARTHY	NEUTRAL
Cashmere	Denim	Sage Green	White Grey	Taupe Grey	Super White
Dusky Pink	Smoke Blue	French Grey	Light Grey	Pebble Grey	White
Rose	Cornflower	Fjord	Silver Grey	Dakar	Porcelain
	Midnight Blue	Viridian	Dust Grey	Stone Grey	Chalkstone
	Marine	Amazon Green	Onyx Grey	Regiment	Stone
	Parisian Blue	Fir Green	Anthracite	Lava	Mussel
	Sapphire Blue				
	Indigo Blue				



# THE Linear RANGE

Linear offers a highly fashionable collection of textures and colours and an alternative to solid colours. Use them to create complete kitchens or a distinct zone within your kitchen.

TRUFFLE BROWN DENVER OAK WITH HALF MOON BAR HANDLES

## AVAILABLE COLOURS:



Truffle Brown  
Denver Oak



White Halifax  
Oak




Natural  
Kendal Oak



Natural  
Halifax Oak



Shorewood



Anthracite  
Mountain Larch



HALF MOON BAR HANDLE PICTURED



*Shhh...*  
All of our doors and drawers come with soft close as standard

## Natural Kendal Oak

The vertical grain of natural kendal oak is a natural partner to kitchens incorporating larger drawers and larger combinations. Simplistic beauty with real feel.

## Shorewood

Shorewood provides a darker tone creating further definition to the kitchen furniture area for a stunning aesthetic.



WAVE CHROME HANDLE PICTURED



SEVERN MIXER TAP  
Severn offers contemporary and simplistic minimalist design making it suitable for any Linear kitchen.



*The Chrome Wave handle complements Shorewood's contemporary feel.*

Textured Slab



# Truffle Brown Denver Oak

Truffle brown denver oak boasts a high level of flexibility, intertwining with cool and warm colours equally.



## Anthracite Mountain Larch

Anthracite mountain larch replicates the effect of woodgrain texture and is an ideal design partner to most neutral and light grey colourways.



# White Halifax Oak

White halifax oak is both subtle in colour and exquisite in texture. Our simple drawer and bridging unit design highlights the power of symmetrical kitchen design.



STRAP BAR HANDLE PICTURED

## Get the look with:

Space saving pull outs



Pull out towel rail • Chrome 150mm

Handles



Strap Bar Handle • Brushed Steel

Taps



Fraction• Chrome

# Natural Halifax Oak

Go light and airy with natural halifax oak with intricate groove detail and real feel wooden knots but without the splinters!



STRAP BAR HANDLE PICTURED



Textured Slab



# THE Linear TRUE HANDLELESS RANGE



## Textured Handleless Slab

Take the Scandinavian feel of the Linear range and combine it with the Germanic influenced rail system for a truly European styled kitchen. You've got 6 doors and 3 rails colours to choose from!

### AVAILABLE RAIL COLOURS:



### AVAILABLE DOOR TEXTURES:







# CLASSIC CONTEMPORARY KITCHENS

Classic contemporary kitchens are our ranges that offer something for everyone's taste. They marry classic shaker designs with contemporary narrower frame widths and on trend colours to create a new look that spans generations.

p. 107 Ascot  
p. 109 Newmarket  
p. 117 Oxford  
p. 125 Vero Stratto



# THE Ascot RANGE

## Slim Frame Shaker Design

A one piece door with a shallow router and narrow frame, Ascot provides detail without the dust traps! Simplistic beauty and an ideal choice for Linear design.

- ✓ One piece slim frame
- ✓ 18mm door thickness
- ✓ Painted finish

Ascot MATT SUPER WHITE AND SAPPHIRE BLUE WITH VICTORIAN & CHROME KNOB HANDLES PICTURED



# THE Newmarket RANGE



Style &  
quality with  
real timber  
Newmarket!



## Narrow Frame Timber Shaker

Newmarket is the epitome of classic contemporary kitchens. Combining a classic timber substrate with a fashionable narrow frame width and on trend painted colours, Newmarket is set to take the market by storm!

- ✓ Grooveless contemporary aesthetic
- ✓ 20mm door thickness
- ✓ Real timber



AVAILABLE COLOURS:



Ivory

Light Grey


Dust Grey

Indigo



# Newmarket Dust Grey

Indulge the contemporary nature of Newmarket with the highly on trend tone of dust grey. Offset this popular colour with antique copper handles and white worktops to stunning effect.



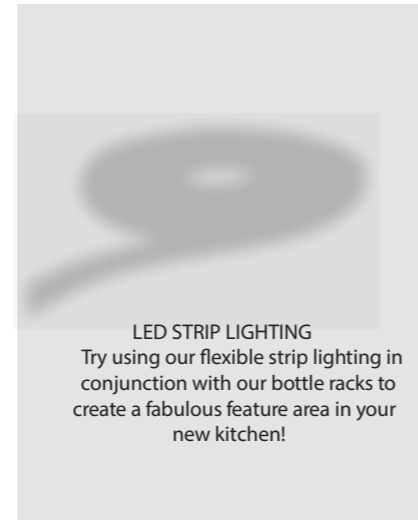
D-LITE ANTIQUE COPPER HANDLE PICTURED

Narrow Frame Timber Shaker



## Newmarket Indigo

Create a kitchen full of trends with an indigo finish, Newmarket's narrow frame and copper handles.



Narrow Frame Timber Shaker

WAVE ANTIQUE COPPER HANDLE PICTURED



PEWTER CUP HANDLE PICTURED

## Newmarket Ivory


Embrace the traditional element of Newmarket with 900mm tall wall units for that vital extra storage space.



Our multitude of corner solutions improves access and offers a wow factor. See page 179 for more information.



### Featured Handles



## Newmarket Light Grey

Newmarket's flexibility is illustrated here with traditional tongue and groove panels, a Belfast sink and contemporary curves. The light grey finish can be blended with both neutral and darker floor and wall finishings.



ELIPSE CHROME & CUP PLUS HANDLES PICTURED

Narrow Frame Timber Shaker



# THE Oxford RANGE



## Smooth Matt Painted Shaker

Oxford reinvigorates the shaker door design with a more contemporary narrower frame width and a simple one piece construction making this range easy on the eye. A tactile painted matt finish adds to the contemporary nature yet Oxford also contains a vast array of traditional accessories. Let your taste define what Oxford means to you.

- ✓ Painted matt finish
- ✓ 18mm door thickness
- ✓ High quality materials



### AVAILABLE COLOURS:





# Oxford Light Grey & Indigo

Indigo is the latest addition to the Oxford colour palette and adds drama and definition to the kitchen. Pair with light grey for 2 tone beauty.



IMPERIAL CHROME HANDLE PICTURED

Smooth Matt Shaker





WIDE D HANDLE PICTURED

*Shhh...*  
All of our doors and drawers come with soft close as standard

## Oxford Dust Grey & White

Use our combination of curved doors to soften straight unit runs and create a unique look. Dust grey and white are both highly popular and commonly used with more neutral wall and floor finishes.

## Oxford Anthracite

Accentuate the crisp design of Oxford with the colour choice of Anthracite. A vast array of accessories create features throughout the kitchen while darker fascias contrast lighter worktops to great effect.



HALF MOON BAR HANDLE PICTURED



DOWNLIGHT LED  
Use downlights within a glazed unit to create a feature of your glassware.



*Use a plate rack in your island for a sophisticated look!*

Smooth Matt Shaker





# Oxford Ivory

The calming soft hue of Ivory remains a UK favourite and suits both traditional and contemporary design. Combine curved units with open shelving for a highly fashionable design.

WIDE D HANDLE PICTURED

Smooth Matt Shaker



# THE Vero Stratto RANGE



## Matt Shaker Design

Our Vero Stratto range is perfectly placed within our classic contemporary choices. Utilising the classic shaker design in a smooth matt finish and narrow frame width, this range will appeal to all generations. Classic white, 2 greys and trending indigo complete a precise colour choice.

- ✓ *Matt finish*
- ✓ *18mm door thickness*
- ✓ *Narrow 60mm frame*



### AVAILABLE COLOURS:



White

Light Grey

Dust Grey

Indigo

# SMART LARDER

Our smart storage solution



An alternative to pull out wirework, the Smart Larder utilises space effectively and efficiently. With 5 drawers at your fingertips and frosted glass panels for style, strength and quick visibility, access has never been easier.

- ✓ 40kg capacity in each drawer
- ✓ Soft close as standard
- ✓ Frosted glass panels

## Space saving pull outs...



Under sink pull out  
Chrome:1000mm

Vero Stratto Light Grey

*Shhh...*

All of our doors and drawers come with soft close as standard





MAXIMA ELITE ANTHRACITE PICTURED

See page 179 for more options.

## Vero Stratto Dust Grey & Light Grey

Vero Stratto in grey creates a Scandinavian aesthetic that's perfect for modern living, combine both light and dust grey for the ultimate classic contemporary space. Kitchen furniture is also ideal for creating your own bar area at home!



D-LITE CHROME HANDLE PICTURED

Matt Narrow Frame Shaker



*Use curves to soften corners in your kitchen design!*

*Shhh...*

All of our doors and drawers come with soft close as standard

## Vero Stratto White

Vero Stratto white is a perfect choice for practical room sizes while using glazed wall units further creates the feeling of light and space.

## Vero Stratto Indigo

Go bold with Vero Stratto indigo for a kitchen with undeniable character. A square handle choice accentuates the straight lines of the shaker design.





# QUALITY CABINETS



A cabinet is the foundation of your kitchen, so make sure yours is a solid one that's engineered to last. Don't accept flimsy panels when you have your best crockery in them, or bare surfaces that could come into contact with water.



- ✓ A solid 18mm back panel on base units means you don't need to worry about damaging the backs from pots and pans
- ✓ 2mm PVC leading edging is extra protection against moisture damage
- ✓ The 18mm thickness assures lasting quality



# CLASSIC KITCHENS

If you're a fan of more classic design and traditional materials then this is the place for you. From painted timbers to traditional oak and grained effects, Power is the home of traditional kitchen options.

p. 137 Cartmel  
p. 155 Cambridge  
p. 167 Windsor



# THE Cartmel RANGE



*A real alternative  
to timber*

*Shhh...*

All of our doors and drawers come  
with soft close as standard



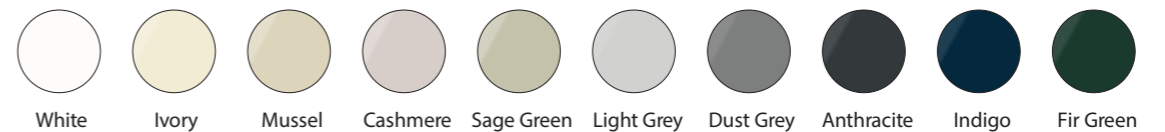
## Shaker Design

The pastel tones of the Cartmel range combined with the timber grain style detailing create an eclectic kitchen illustrating both modern and traditional influences. The five piece shaker door creates subtle definition while curved doors and co-ordinating cornice provide further flexibility in kitchen design. Generate some kitchen envy among your friends and relatives by choosing Cartmel for your new kitchen.

- ✓ *Woodgrain effect*
- ✓ *22mm door thickness*
- ✓ *High quality materials*



### AVAILABLE COLOURS:



White Ivory Mussel Cashmere Sage Green Light Grey Dust Grey Anthracite Indigo Fir Green

# Cartmel White

White creates a crisp, chic look when combined with the Cartmel shaker door style and provides longevity in terms of fashion. Use Kea LED lights under wall units to create additional task lighting, ideal for food preparation in particular.



IMPERIAL PEWTER HANDLE PICTURED



Woodgrain Effect Shaker



# Cartmel Cashmere

Cashmere has quickly become a colour favourite across the UK and a shade that appeals to all generations. Cashmere also allows you to use complementary or contrasting room decoration to equal effect.





# Cartmel Indigo

Achieve your dream kitchen with Cartmel indigo, paired here with our antique copper handles for a truly sophisticated look. As one of our most popular up and coming colours, the bold blue tone of indigo is sure to impress your visitors!



IMPERIAL & ELIPSE ANTIQUE COPPER HANDLES PICTURED

Woodgrain Effect Shaker



# Cartmel Mussel

The more traditional tone of mussel is ideal to accentuate the traditional element in the Cartmel door design. Oak accents can be integrated from the Cambridge range both in furniture and worktop choices to create specific focal points.



IMPERIAL PEWTER HANDLE PICTURED



**MILFORD CERAMIC SINK**  
 Pair the classic colour of Cartmel mussel with the Milford ceramic sink for a stunning finished kitchen design. Our Milford Ceramic sink is hard wearing and hygienic, meaning you can be stylish and practical at the same time.



Woodgrain Effect Shaker

BOW T BAR HANDLE PICTURED



# Cartmel Sage Green

Inject some vibrancy into your new kitchen with the lightness and brightness of sage green. Including glazed wall units can heighten this feel, aided by the addition of some clever lighting.





Mix a traditional styled door with a modern colour to impressive effect

## Cartmel Light Grey

Cartmel in light grey creates a contemporary kitchen to be proud of, while both light and dark worktop finishes pair to great effect.

BLOCK END BAR HANDLE PICTURED

## Clever Storage...



MAXIMA ELITE ANTHRACITE PICTURED



Woodgrain Effect Shaker



# Cartmel Fir Green

Cartmel in the new tone of fir green offers warmth and versatility for accessory colours in particular. Antique brass and matt gold are perfect complement colours while oak works beautifully as a worktop or as a flooring choice.



BUTLERS PANTRY



BLOCK END BAR HANDLE PICTURED



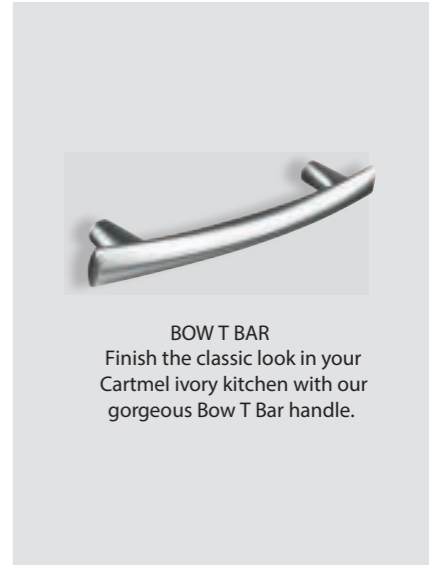
*Shhh...*  
All of our doors and drawers come with soft close as standard

## Cartmel Dust Grey

Dust grey is the emerging colour within the kitchen palette and adds depth and definition. This highly fashionable tone illustrates the contemporary aspect of Cartmel and is demonstrated in our Linear kitchen design.

## Cartmel Ivory

The enduring tones of soothing ivory are a natural inclusion in the Cartmel range. Island units can also function as breakfast bars with cleverly placed curved units helping the flow of your kitchen design.



**BOW T BAR**  
Finish the classic look in your Cartmel ivory kitchen with our gorgeous Bow T Bar handle.



BOW T BAR HANDLE PICTURED

Woodgrain Effect Shaker



## Cartmel Anthracite

Anthracite is new to the Cartmel colour palette and creates a highly impactful kitchen. This colour is ideally suited to larger rooms blended with more neutral wall and floor colours.



Woodgrain Effect Shaker

ELIPSE & IMPERIAL CHROME HANDLES PICTURED


Complete the look...



Sandon • Single Bowl Sink



Ludlow • Chrome



Elipse • Chrome



Imperial • Chrome

# THE Cambridge RANGE

Welcome to a  
world of designer  
accessories!

*Shhh...*

All of our doors and drawers come  
with soft close as standard

LIGHT GREY WITH D-LITE CHROME HANDLE PICTURED



## Real Timber Shaker Design

True timber fascias have represented a quality choice in kitchens for decades. The Cambridge range provides both this quality and a contemporary twist with 6 painted colours complementing the oak finish. The colours combine to beautiful effect as we've illustrated or work equally as well on their own. The vast array of designer accessories help to create kitchens that are the focal point of any home.

- ✓ V groove detail
- ✓ 20mm door thickness
- ✓ Real timber materials



### AVAILABLE COLOURS:



Ivory

Mussel

Light Grey

Dust Grey

Oak

Indigo

Fir Green





WAVE CHROME HANDLE PICTURED

## Cambridge Ivory

Ivory provides a lighter, airy feel to a kitchen improved even further with subtle lighting as shown. Use glazed units to display your finest crockery.

## Cambridge Dust Grey

The darker tones of dust grey offer both warmth and definition. Dust grey combines beautifully with chrome accessories for a truly stunning kitchen.



ELIPSE CHROME HANDLE PICTURED

### Complete the look...

Available in:

Chrome

Matt Nickel

Antique Bronze

Antique Copper

Matt Gold

**ELIPSE HANDLE**  
Elipse has a subtle charm and enhances a door in an understated fashion.

Timber Shaker



## Cambridge Indigo

Embrace a new feel to timber with the bold introduction of indigo. Both oak cabinets and white worktops combine superbly well in this spacious kitchen.



ELIPSE CHROME & CUP PLUS HANDLES PICTURED

Timber Shaker



## Cambridge Fir Green

Embrace the warmth of Cambridge's natural timber with the rich hue of the new fir green tone. Matt gold handle and tap choices are a beautiful complementary colour while our new inframe profile embellishes the traditional feel.

*Co-ordinate  
your tap &  
handle finish to  
stunning effect*



# Cambridge Mussel & Oak

The trending option of two tone kitchens is also suitable for classic options. Oak has a warmth and quality feel that never dates while ivory is a timeless colour. Glazed units are perfect for creating both a feature area and additional light.

*Shhh...*

All of our doors and drawers come with soft close as standard



*Create a stunning contrast with a two tone kitchen*

WAVE & ELIPSE CHROME HANDLES PICTURED

Timber Shaker





## Cambridge Light Grey

Take a highly fashionable colour and apply it to a timeless door style for a stunning effect. Use tongue and groove panels to heighten the traditional feel.

D-LITE CHROME HANDLE PICTURED

*Add curves  
to soften edges*

Timber Shaker

# THE Windsor RANGE

SMOKE BLUE WITH IMPERIAL & CUP PLUS CHROME HANDLES PICTURED

## Real Timber Shaker

If you're searching for the ultimate traditional kitchen then you've found it! Windsor doors are constructed from timber in a 5 piece shaker door with internal beading around the frame to provide even more definition. Look for the likes of pilasters, columns, mantels and corbels to make every zone of your kitchen distinct.

- ✓ *Internal beading detail*
- ✓ *20mm door thickness*
- ✓ *Real timber materials*



# A WORLD OF LARDERS

Larger larders are highly fashionable and Power offers you 6 options in every range. Indulge yourself and maximise your storage!



# BUTLERS PANTRY



# LARDER, 1000MM - DOUBLE DOOR OPTION



LARDER, 1000MM  
- 2 DRAWER OPTION



LARDER, 1000MM  
- 3 DRAWER OPTION



LARDER, 1000MM  
- BLIND CORNER







Smart

# STORAGE

So you've chosen your door range and cabinet colour, what about what sits behind the door? We've got a number of options to make access quicker and easier and ensure you maximise the space in your kitchen.



# SMARTLARDER

## Our smart storage solution

An alternative to pull out wirework, the Smart Larder utilises space effectively and efficiently. With 5 drawers at your fingertips and frosted glass panels for style, strength and quick visibility, access has never been easier.

- ✓ 40kg capacity in each drawer
- ✓ Soft close as standard
- ✓ Frosted glass panels





# WASTE STORAGE

A less glamorous product than others in the kitchen, the bin is often an after thought. However, integrated bins help to maximise kitchen floor space, simplify recycling and provide a tidy appearance. Our Block 2.0 range of bins come in a variety of sizes to suit your kitchen and create a minimalist aesthetic.



Block 2.0 Single Bin



Block 2.0 Quadruple Bin



Block 2.0 Double Bin

*Don't let your waste be an afterthought!*





# WIREWORLD

Power offers an outstanding range of smart storage products that improve the access and functionality of your kitchen. Problematic corners and hard to reach areas will soon become a distant memory as you truly make the most of your Power kitchen.



Our two finishes, Elite and Dynamic offer different aesthetics and options to choose between:

- ELITE
  - Anthracite finish
  - Wire baskets with a solid titanium base
  - Soft close as standard

- DYNAMIC
  - Chrome / matt metallic finish
  - Wire baskets as standard
  - Soft close as standard

## Larder pull outs...



MAXIMA ELITE ANTHRACITE PICTURED

- Maxima**
- Anthracite:500mm
  - Metallic Grey:500 & 600mm




TALL LARDER PULL OUT DYNAMIC METALLIC GREY PICTURED

- Tall larder pull out**
- Anthracite:300mm
  - Metallic Grey:300 & 400mm

## Space saving pull outs...



**Pull out towel rail**  
Chrome:150mm



**Under sink pull out**  
Chrome:1000mm





## Single Dynamic Pull Out Baskets

You can have our single pull out baskets in any cabinet in your kitchen. They are suitable for larders and base units alike.

Available in sizes:  
300, 400, 500, 600, 800, 1000mm

Chrome



*Choose as many or as few as you like!*

## Base pull outs...



150mm Pull out base

Anthracite  Chrome

300mm Pull out base

Anthracite  Chrome



## Corner pull out solutions...



Combi pull out shelves

Anthracite  Chrome



Corner pull out

Anthracite  Chrome



$\frac{3}{4}$  Carousel

Chrome



$\frac{1}{2}$  Carousel

Chrome







Final

# PIECES

Add further personalisation to your new kitchen with the choice of handles, lighting, sinks, taps and cutlery trays. Some of these smaller details can create a seriously different look so take your time and indulge yourself.

# HANDLES

Handles are a highly personal choice and can change the kitchen aesthetic dramatically. Power offers a multitude of handle shapes, sizes and designs to round off your door choice in style.



1. D-Lite Graphite
2. Flow Graphite
3. Linder Graphite
4. Linder Matt Gold
5. Flow Matt Gold
6. D-Lite Matt Gold



Vero Vivo MATT INDIGO & D-LITE ANTIQUE COPPER HANDLES PICTURED



D-Lite Chrome & Flow Chrome




## Contemporary Handles...



1. Knurled BarSatin Nickel
2. Knurled BarSatin Brass
3. Knurled BarMatt Black
4. Knurled KnobMatt Black

- 1.LinderMatt Nickel
- 2.PrecisionBrushed Steel
- 3.Slim T BarBrushed Steel
- 4.Flat End T BarChrome
- 5.D-Lite Matt Nickel
- 6.FlowMatt Nickel





Newmarket INDIGO WITH WAVE ANTIQUE COPPER HANDLES PICTURED

*Our popular Wave handle now available in 5 finishes!*



**Lip Matt Black & Chrome**

Our new contemporary lip handle is available in two finishes and three sizes. Ask your retailer for more information.

**WAVE**  
Now available in 5 finishes:

- Matt Gold
- Antique Copper
- Graphite
- Brushed Steel
- Chrome





Linear WHITE HALIFAX OAK & STRAP BAR HANDLES PICTURED


## Contemporary Handles...





Cambridge FIR GREEN & EXCEL MATT GOLD HANDLES PICTURED

- 1. Elipse Matt Nickel
- 2. Kurva Matt Nickel
- 3. Excel Matt Nickel
- 4. Cup Matt Nickel
- 5. Disc Matt Nickel



## Classic Handles...



- 1. Excel Matt Black
- 2. Kurva Matt Black
- 3. Pure Matt Black



- 1. Cup Matt Gold
- 2. Disc Matt Gold



# Classic Handles...



- 1. Cup Antique Bronze
- 2. Kurva Antique Bronze
- 3. Disc Antique Bronze
- 4. Elipse Antique Bronze
- 5. Cup Plus Antique Bronze
- 6. Orbit Antique Bronze

- 1. Cup Pewter
- 2. Disc Pewter
- 3. Sen Brushed Satin Nickel
- 4. Pure Brushed Satin Nickel
- 5. Sen Brushed Satin Brass
- 6. Pure Brushed Satin Brass





1. Disc Chrome
2. ElipseChrome
3. Orbit Chrome
4. Sen Chrome
5. PureChrome
6. Cup PlusChrome
7. Round KnobChrome
8. BensonChrome
9. ContourChrome
10. Bow BrushedSteel
11. Victorian Chrome
12. Shaker Brushed Steel



Windsor INDIGO WITH IMPERIAL & CUP PLUS CHROME HANDLES PICTURED

### Classic Handles...



Imperial & Elipse  
Antique Copper

Copper finish makes the handle a feature on it's own. A beautiful option when sat alongside our new indigo finish in particular.



Imperial  
Satin Nickel, Pewter, Matt Gold & Graphite

The imperial design is a well established favourite and is now available in a total of 5 colour options.



# SINKS


Your kitchen sink is bound to be used almost everyday so make sure you choose carefully. From larger drying areas to practical half bowls and colour choices we know that the sink is another important piece in your Power kitchen.



## Ceramic Sinks...



Belfast • Single Bowl Sink



Sandon • Bowl & Half Sink

Sandon • Single Bowl Sink



Milford • Bowl & Half Sink  
Also available in single bowl




Xcite • Single Bowl Sink  
Black Granite

## Composite Sinks...




Xcite • Bowl & Half Sink  
Grey Granite



Xcite • Single Bowl Sink  
Grey Granite



Dune • Bowl & Half Sink  
Grey Metallic Granite



Xcite • Bowl & Half Sink  
Black Granite



Dunham • Bowl & Half Sink  
Black Granite



Rufford • Single Bowl Sink  
Black Granite



## Stainless Steel Sinks...



Ixis • Bowl & Half Sink



Ixis • Single Bowl Sink



Neron • Bowl & Half Sink



Neron • Single Bowl Sink



Matrix • Single Bowl Sink  
Undermount / low profile inset



Matrix • Bowl & Half Sink  
Undermount / low profile inset  
Left hand & right hand available



Quarry • Bowl & Half Undermount Sink



Steam • Single Bowl Undermount Sink

*Bowl and a half  
sinks provide extra  
practicality*



# TAPS

We've categorised taps for you to simplify your choice. Single lever taps offer style and design while dual lever taps offer practicality and ease of use.


## Dual Lever Taps...



Beck • Chrome



Beck • Brushed Nickel



Eden • Chrome




Linear Flair • Chrome



Linear Flair • Brushed Nickel



Rissle • Chrome




Eden  
Matt Black



# Dual Lever Taps...



Globe • Brushed Brass




Ludlow • Antique Bronze



Ludlow • Chrome



Ouse • Chrome



Globe • Chrome

Globe • Matt Black

Pico • Brushed Nickel


Pico • Chrome




Tyne • Chrome



Single Lever Taps...



Althia • Chrome



Althia • Brushed Brass



Althia • Matt Black



Severn • Chrome

*Single lever taps offer simplicity and minimalism*







Spey • Chrome & Black

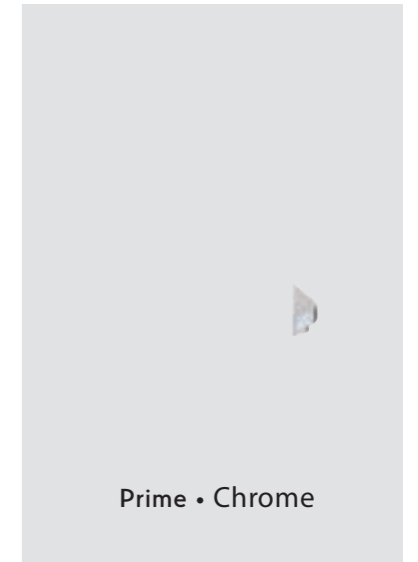
### Single Lever Taps...



Fraction • Matt Black



Fraction • Chrome



Prime • Chrome



Fraction • Brushed Brass


# LIGHTING

Lighting in the kitchen is essential from both a task and ambience perspective. Food preparation typically takes place under wall cabinets where further illumination is often desirable.



**Soldan Flexible LED strip lighting**

Flexible strip lighting can be cut to size and is commonly used underneath wall cabinets and worktops, or on plinths to create additional ambience.



**Steina Kea LED**

The triangular styling of Kea is a timeless favourite in the UK. Use these underneath wall cabinets to provide additional task lighting.



**Steina Downlight LED**

The contemporary circular design of the Steina Downlight can be used under wall cabinets or within them to create a display unit.



**Steina Faro LED**

Steina Faro lights are typically positioned subtly underneath wall cabinets. Their unobtrusive design is a natural choice in a contemporary kitchen.



**Steina LED Tube**

Tube lighting maximises impact and is easily positioned under wall cabinets. Use a continuous line or around specific areas.



**Picka Plinth Lights LED**

*Available in round or square designs.*

Add plinth lights to the base of your kitchen units to add subtle ambience to the room. Illuminate your kitchen at night solely with plinth lights to create a 'show house' effect. Choose from square and round designs.



Picka Plinth Lights LED





# KITCHEN DOOR CARE INSTRUCTIONS

## CUTLERY TRAYS

Add structure to your new drawers with a stylish cutlery tray. It's a small piece of a Power kitchen but one you won't want to live without.



**Scoop Cutlery Tray**  
400 / 500 / 600 / 800 / 900 / 1000mm



**Excellent Cutlery Tray**  
500 / 600 / 800 / 900 / 1000mm

### CLEANING

We recommend the following door cleaning instructions for all of our doors:

- > Clean the doors using only a solution of 95% lukewarm water with no more than 5% soap
- > **DO NOT** spray anything on to your doors - this includes the solution recommended above
- > Use a clean damp (not wet) cloth
- > Dry with a soft clean cloth. If it is a timber door, run the cloth along the grain direction
- > Any cooking marks must be wiped immediately
- > Do not allow liquids to seep into joints of doors. Wipe any spillages immediately.

**DO NOT** use any of the products listed below to clean the door as they may mark and damage the surface:

- > Wax furniture polish
- > Bleach / chlorine based cleaning products
- > Abrasive cleaners
- > Solvents
- > Multi-purpose cleaners
- > Alcohol based cleaners
- > Ammonia or any other similar product
- > Scouring pads or abrasive cloths

### ENVIRONMENTAL INFORMATION

Please be aware, localised or intense heat/steam can damage fascias. Subsequently the use of small appliances such as kettles, toasters etc. in close proximity to your kitchen fascias should be avoided. Doors should not be exposed to extreme temperature changes. Due to their manufacturing process, vinyl doors must not be exposed to temperatures above 70°C as this may cause damage to the door's surface.

Due to the limitations on photographic reproduction, colours may differ slightly from the actual products shown.

DATE OF PRINT/RELEASE FEBRUARY 2023



## Contact us

Tel 07739 707 797

Email [power.kitchens.office@gmail.com](mailto:power.kitchens.office@gmail.com)

Address  
77 Berkerley Road  
Wroughton  
Swindon  
Wiltshire  
SN4 9BN

Terms & Conditions  
Full terms and conditions  
can be found at [powerkitchens.co.uk](http://powerkitchens.co.uk)

